


2019 Assessment of Students Mid Year

The tables show overall student achievement against New Zealand Curriculum expectations

READING

2018 Mid Year Data:

READING	TOTAL
Above / At	71 / 108 = 66%
Below/Well Below	37 / 108 = 34%




2019 Mid Year Data:

READING	TOTAL SCHOOL	COMMENTS:
Above / At	84 / 118 = 71%	<ul style="list-style-type: none"> Total BOYS achieving At to Above = 39/65 = 60% (2018 55%) Total GIRLS achieving At to Above = 45/53 = 84% (2018 74%) Total MAORI achieving At to Above = 32/46 = 69% (2018 60%)
Below/Well Below	34 / 118 = 29%	

WRITING

2018 Mid Year Data:

WRITING	TOTAL
Above / At	69 / 108 = 64%
Below/Well Below	39 / 108 = 36%




2019 Mid Year Data:

WRITING	TOTAL	COMMENTS:
Above / At	81 / 118 = 68%	<ul style="list-style-type: none"> Total BOYS achieving At to Above = 38/65 = 58% (2018 59%) Total GIRLS achieving At to Above = 42/53 = 79% (2018 67%) Total MAORI achieving At to Above = 32/46 = 69% (2018 60%)
Below/Well Below	37 / 118 = 32%	

MATHS

2018 Mid Year Data:

MATHS	TOTAL
Above / At	69 / 108 = 64%
Below/Well Below	39 / 108 = 36%



2019 Mid Year Data:

MATHS	TOTAL	COMMENTS:
Above / At	89 / 118 = 75%	<ul style="list-style-type: none"> Total BOYS achieving At to Above = 46/65 = 70% (2018 61%) Total GIRLS achieving At to Above = 42/53 = 79% (2018 71%) Total MAORI achieving At to Above = 71/46 = 69% (2018 64%)
Below/Well Below	29 / 118 = 25%	